

DualCap[®]

Solo[™]

English

Disinfecting Caps for Male Luer Connectors
Each sterile DualCap[®] contains 70% isopropyl alcohol.

INSTRUCTIONS FOR USE

Use Aseptic Technique

DUALCAP SOLO[™] INSTALLATION

1. Holding the Dark Blue DualCap Solo, grasp the foil tab and remove.
2. Twist the Dark Blue DualCap Solo onto the male luer in clockwise direction.

TO REMOVE:

1. Using two hands, grasp the male luer and twist the Dark Blue DualCap Solo counter clockwise.
2. Reconnect the IV line.
3. Discard DualCap Solo per institutional guidelines after use.

A new Dark Blue DualCap Solo should be placed on all male luer connectors each time the IV line is disconnected and not in use.

INDICATIONS FOR USE


When left in place for 30 seconds, the Dark Blue DualCap Solo disinfects male luer connectors; thereafter the caps provide a physical barrier to contamination up to 7 days under normal conditions if not removed.

PRECAUTIONS

- Do not use if package is broken, torn or punctured.
- Do not re-use. Do not resterilize.
- Follow instructions for use and institutional guidelines for disposal.
- Do not store at extreme conditions.

This device is NOT made with Natural Rubber Latex


1. SEPARATE



2. CONNECT



3. DISINFECT



	Caution, Consult Instructions for Use
	Caution
	Single Use. Do not reuse.
	Do not resterilize
	Use by date
	Catalog Number
	Sterilized using Irradiation
	Batch Code
	Federal (U.S.A.) Law restricts this device to sale by or on the order of a physician
	Do not use if package is damaged



CE 2797
www.merit.com

Manufacturer:
Merit Medical Systems, Inc.
1600 West Merit Parkway, South Jordan
Utah 84095 U.S.A.
1-801-253-1600 U.S.A
Customer Service 1-800-356-3748

DualCap[®]

Solo[™]

English

Disinfecting Caps for Male Luer Connectors
Each sterile DualCap[®] contains 70% isopropyl alcohol.

INSTRUCTIONS FOR USE

Use Aseptic Technique

DUALCAP SOLO[™] INSTALLATION

1. Holding the Dark Blue DualCap Solo, grasp the foil tab and remove.
2. Twist the Dark Blue DualCap Solo onto the male luer in clockwise direction.

TO REMOVE:

1. Using two hands, grasp the male luer and twist the Dark Blue DualCap Solo counter clockwise.
2. Reconnect the IV line.
3. Discard DualCap Solo per institutional guidelines after use.

A new Dark Blue DualCap Solo should be placed on all male luer connectors each time the IV line is disconnected and not in use.

INDICATIONS FOR USE

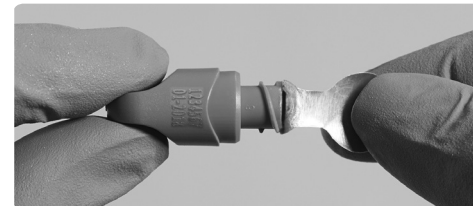
When left in place for 30 seconds, the Dark Blue DualCap Solo disinfects male luer connectors; thereafter the caps provide a physical barrier to contamination up to 7 days under normal conditions if not removed.

PRECAUTIONS

- Do not use if package is broken, torn or punctured.
- Do not re-use. Do not resterilize.
- Follow instructions for use and institutional guidelines for disposal.
- Do not store at extreme conditions.

This device is NOT made with Natural Rubber Latex


1. SEPARATE



2. CONNECT



3. DISINFECT



	Caution, Consult Instructions for Use
	Caution
	Single Use. Do not reuse.
	Do not resterilize
	Use by date
	Catalog Number
	Sterilized using Irradiation
	Batch Code
	Federal (U.S.A.) Law restricts this device to sale by or on the order of a physician
	Do not use if package is damaged



CE 2797
www.merit.com

Manufacturer:
Merit Medical Systems, Inc.
1600 West Merit Parkway, South Jordan
Utah 84095 U.S.A.
1-801-253-1600 U.S.A
Customer Service 1-800-356-3748