

Spiral & Y-Connection Extensions

Spiral Extensions

Design & Function

Our spiral extensions offer you maximum line length with a minimum of loose tubing. Select your extension according to your patient's needs for flexibility, priming volume and kink-resistance.

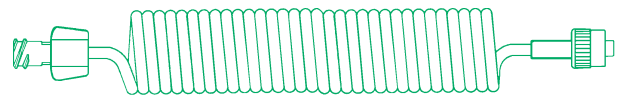
Narrow bore (ECN30135)

A very light weight and pliant extension for small patients or when you just need low priming volumes. It's also ideal for syringe drivers and as alternative tubing for our feline urine closed-collection set.

Standard bore (ECS41250 & ECS85300)

With increased length and improved flow rates, these extensions are ideal for larger kennels. The 250 cm line (ECS41250) is soft and pliant, whilst the 300 cm line has been toughened to provide better kink-resistance.

⇒ ECS85300 is the replacement mid-section for SpiroFlo sets



Product Summary and Codes

Extension	Length (cm)	Priming (ml)	ModuFlo replacement mid-section:	Product Code
Narrow Bore	135	2.3	-	ECN30135
Standard Bore	250	11	-	ECS41250
Standard Bore	300	12	SpiroFlo	ECS85300

Y-Connections

Design & Function

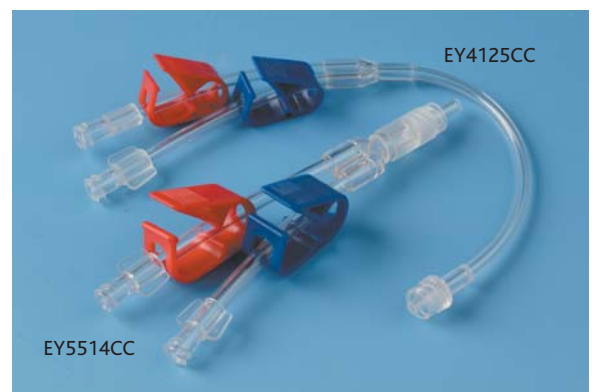
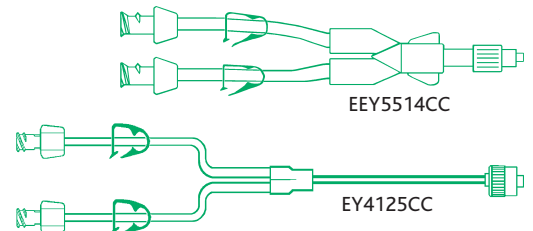
Y-connections allow connection of two male luers into a single line and provide a flexible access point for large volume boluses, parallel infusions or connection for syringe drivers.

Both our extensions have C-Clamps on each inlet tube for independent flow control.

Descriptions

Y-Connector (EY5514CC): The best connector for higher flow rate. Suited to proximal luer position on ModuFlo sets. They are NOT suitable for connection directly to the catheter.

Y-Extension Set (EY4125CC): An ideal extension for all small animal use. Suited to connection at all luers, it is convenient and safe to use connected directly to the catheter. Tubing is kink-resistant.



Product Summary and Codes: Y-Connections

Extension	Length (cm)	Priming (ml)		Pliancy	Product Code
		One side	FULL set		
Y-Connector	14	1.3	2.2	LOW	EY5514CC
Y-Extension set	25	0.8	1.1	High	EY4125CC